

EXPLORATION OF MELIMAR TECHNIQUE ON SOUTH SUMATRAN WOVEN FABRIC

Ririn Gusriya, S.Ds.¹,
Citra Puspitasari, S.Ds.,M.Ds.²,
Morinta Rosandini, S.Ds., M.Ds.³

¹Telkom University, ririn@tcis.telkomuniversity.ac.id,

²Telkom University, citra@tcis.telkomuniversity.ac.id,

³Telkom University, morinta@tcis.telkomuniversity.ac.id

Abstract: MELIMAR is part of ikat pakan (tie weft) weaving combination technique in South Sumatra. It results a kind of fabric that is called tenun Limar (woven Limar). The fabric has a high taste, where if it is developed with similar technique, but in another different way, it will possibly open a new opportunity to have more variations of limar woven fabric and enrich production technique. There are several objectives of developing this melimar technique in design, there are to gain more varieties of woven limar product and to enrich ornaments on the technique of woven limar as textile material, which is adjusted with fashion development and needs by keep on attach with its culture. Some experiments have been performed to testify the said techniques. The outcome color and texture will thereafter become a consideration in developing this melimar technique. The product will be made will be adjusted with the typical South Sumatran woven fabric in order to maintain its authenticity.

Keywords: *Melimar. Weaving Technique, Traditional*

*Corresponding author: gusriyaririnririn@yahoo.com

1. Introduction

Almost every part of Indonesia has its own typical and high valued-traditional fabric. Especially in South Sumatra, there are kinds of traditional fabrics such as woven fabric. Woven fabric is produced using equipment or technique that is used in weaving pakan (warp) and lusing (weft) threads. Warp is placed vertically on the loom, while weft is the filling thread during the weaving process. Almost in all Sumatera there are different character and production technique of woven fabric. In southern Sumatra there is Songket, a kind of woven fabric, which is a traditional fabric of Palembang, South Sumatera community. Songket is made of silver, golden, copper or colored thread on weft thread's surface. Its location depends on the motif and pattern that is wished to have. Some are full-covered with ornaments; some are merely on parts of the fabric and sometimes are matched with ikat (tie) technique.



Figure 1. Songket Limar Cloth Source: Ike Kuntoro, 2014

Woven songket-ikat pakan-combination in South Sumatra is called woven limar, where before it becomes a sheet of fabric it should go through several stages and woven traditionally. However, this woven limar is not familiar among the community because it is considered as part of the wellknown songket.

2. Research Questions

Fabric comes out of limar technique has a high taste and potential to be developed, so that if it is developed with similar technique, but in another different way, it will possibly open a new opportunity to have more variations of limar woven fabric and enrich production technique. This step is expected will help introducing and preserving part of Indonesian culture to the community, so that they will know woven limar. Therefore, to differentiate with the existing technique, melimar technique in this design will be applied with Tie Dye technique. Some experiments will be performed to testify the technique. The outcome color and texture will thereafter become a consideration in developing this melimar technique. This research is expected will become an innovation and alternative technique in thread pre-coloring process before weaving process to become a fabric sheet which will give different visualization. The product will be made will be adjusted with the typical South Sumatran woven fabric in order to maintain its authenticity. Based on the said point, problems will be discussed in this research are:

1. What efforts to perform in developing melimar technique in order to have more varieties?
2. How to produce woven Limar product with different ornaments with previous product?

3. Methods

Method used in this research of “Developing Melimar Technique on South Sumatran Woven Fabric” is Qualitative with descriptive approach. Qualitative method is a form of scientific

research in order to understand a social phenomenon naturally by prioritizing deep communication interaction between researcher and the researched phenomenon. (Herdiansyah, 2010: 9).

Data Collection Method

Primary Data Collection :

1. Observation: is a method of direct observation by meticulously and systematically record craftsmanship of woven Songket in a woven fabric center Ogan Ilir – South Sumatera.
2. Interview: is a method of direct communicating and asking to the respondents related with South Sumatran woven Limar.
3. Experiment: is a stage of experiment and exploration on Melimar and woven Limar techniques.

Secondary Data Collection Relevant data is collected from literature sources such as books, magazines, journals and documentation related to South Sumatran woven limar technique.

4. Discussion

In this design, the author writes about coloring and making motif techniques on woven fabric in South Sumatra. The said technique is called Limar or Melimar. The existing melimar technique is coletan (apply color on thread strands have been arranged previously). To differentiate with the existing technique, melimar technique in this research is applied by Tie Dye technique. There is also exploration on its composition in order to get different ornaments with other similar fabric. Design stages comprise as follows:

Concept

The result product thereafter will be adjusted with all users all over Indonesia, especially women. Considering Indonesia is rich with its typical woven fabric, therefore to attract the users, the product will be adjusted with the condition of Indonesia. Final product of this design is textile material in form of Limar woven fabric.



Figure 2. Image Board
Source: Gusriya, 2014

Market Segment

a. Demographic

Age : 27 - 40 years old

Gender : Female

Occupation : Business Woman

b. Geographic

Area : Urban

Climate : Tropic

Region : Indonesia

c. Psychological

Social Class : Middle – High End

Character : Assertive

Personality : Friendly, Elegant, Authoritative and Polit

- c. Rolling thread: is part of the preparation stage. Thread that has gone through Limar process is dried and rolled on a coil to become limar thread and ready to be woven.



Figure 4. Stages of Melimar Technique
 Source: Gusriya , 2014

2. Weaving Process

- a. In this stage, Limar is woven with manual weaving tool called kedokan. It starts by arranging gun hose.
- b. Then it continues with forming and composing ornaments on Limar thread, it is formed in various motifs. The pattern includes several exploration techniques such as sungkap, thread picking, random patterned, and hand spinning woven limar thread layer.



Figure 5. Weaving Process
Source: Gusriya, 2014

3. Experiment Result

- a. Melimar exploration with tie dye technique has more various motif characters. Because in the dying process, it produces color gradation from one color to another. This melimar technique with tie dye is also takes faster duration.
- b. Melimar exploration with Colet (apply colored wax directly to the media, e.g. fabric/canvas) technique has bolder color. Colet process produces bolder motif. In terms of duration, Colet technique takes longer time to be performed because coloring and making motif are done one by one in detail on every part of the thread.
- c. Melimar exploration with both coletan and tie dye techniques produces more various ornaments. Motif and color it produces gives a new nuance on its appearance.

Table 1. Experiment Result _ Tie Dye Technique
 Source: Gusriya (2014)





Experiment	Result
<p>1</p> 	
<p>2</p> 	



Figure 6. Experiment Results _ Colet Technique
 Source: Gusriya (2014)




Figure 7. Experiment Results _ Both Colet and Tie Dye Technique
 Source: Gusriya (2014)

Below, these are the result of all the experiment that have done.



Figure 8. Experiment Results_Woven Cloth
 Source: Gusriya (2014)

5. Results/Finding/Conclusion

After having analyzed, experimented and explored melimar technique, below are conclusion can be taken:

1. Melimar technique that ever existed in general was applied merely as a companion of the more popular-songket woven fabric, so that there are many people do not familiar with this kind and technique of fabric.
2. Motif design of previous Limar woven fabric tended to be static, because it was matched with Songket that has stronger ornaments from golden thread. With current design, ornaments on limar are made more dynamic by playing with texture on the fabric's surface.
3. The good point of this development is giving Indonesian woven fabric new tastes without reducing its authenticity as cultural heritage. Especially in South Sumatran woven fabric, the design development has brought variation in the making process of Melimar and tenun Limar (woven Limar).

6. References

Books:

- [1] 2014. Songket Palembang (Nilai Filosofis, Jejak Sejarah, dan Tradisi)
- [2] Djamarin. Dkk Tim Penyusun ITT Bandung. 1977. Pengetahuan Barang Tekstil. Bandung
- [3] Harvey, Janet. Traditional Textiles Of Central Asia
- [4] Kartiwa, Suwati. 2007. Ragam Kain Tradisioanl Indonesia, Tenun Ikat. Jakarta: PT Gramedia Pustaka Utama

- [5] Kotler, P & Armstrong, G. 2008. Prinsip-prinsip pemasaran. Jilid 1. Edisi kedua belas. Terjemahan __. Jakarta : Erlangga
- [6] Riyanti, Ade. 2005. Makna simbolis kain songket sebagai simbol status sosial di kelurahan serengam 32, ilir kecamatan ilir barat palembang. Sumatera selatan. Skripsi. Jurusan Teknologi Jasa Dan Produksi
- [7] Tim Penulis Depdikbud Dinas Permuseuman Pembinaan Sumatera Selatan. 2000. Tenun Tradisional Sumatera Selatan. Jakarta
- [8] Tim Penyusun Depdikbud. Bagian Pembinaan Permuseuman Sumatera Selatan. 1995 / 1996. Kain Songket Palembang. Palembang

Printed Media:

- [1] BERITA MUSI. Published in August 2009
- [2] Harian Sumsel 2012. Tenun Palembang. Published in March 2012
- [3] Sriwijaya Post. "Motif Abstrak Songket palembang". Sriwijaya Post. Accessed on 201201-16

Online:

- [1] Adissongket.blogspot.com.2008. Pembuatan Songket Palembang
- [2] onlinearticle : //melayuonline.com/ind/culture/dig/555/tenun-songket-palembang (Accessed in November 2014)
- [3] melayuonline.com.2011.Tenun Songket Palembang.
- [4] Online Article : //adissongket.blogspot.com/2008/05/pembuatan-songket-palembang. (Accessed in October 2014)